

KTDA Managed Smallholder Tea Factories pay Sh46.45 Billion

Kenya Tea Development Agency managed factories have earned a total of Ksh 69.77 billion from tea sales for the year ended June 2019.

This performance has been realized at a time when most of tea producing countries have registered increased production while importing markets have experienced political and economic challenges. Global tea production stands at 5.8 billion kilos while demand is at 5.6 billion kilos resulting in a 200 million kilos surplus. A similar situation of high surplus was last experienced in the year 2013/14 when total earnings were Ksh 52.97 billion.

During the year, the factories processed 1.13 billion kilos of green leaf into 262 million kgs of made black tea which was sold at an average price of US\$ 2.59 compared to US\$3.14 realized the previous year, representing an 18% drop.

Pakistan, Egypt, UK, UAE and Sudan remain Kenya's key export destinations for the black CTC tea type processed in Kenya. These countries have had significant currency devaluation due to political/economic challenges with Sudan, Pakistan, Egypt and UK registering 70%, 50%, 20 and 20% respectively. Tea being a commodity traded in US Dollars, the currency devaluation reduces the purchasing power of the consuming population. Resumption of economic sanctions by the United States of America on Iran also cut off one of the markets for our teas.

Due to the above factors, the current performance is 18% below last year's performance when the factories earned Ksh85.74 billion. Out of the Ksh 69.77 billion revenue, farmers will receive a total of Ksh 46.45 billion being the sum total of Ksh 17.69 billion in initial monthly payment and 28.76

2018/19 AVERAGE TEA PRICES (MOMBASA AUCTION)

USD 2.59
(KTDA average)

USD 2.34
(Mombasa auction) average



billion as second and final payment.

The payout represents an average return of 67% of the total tea revenue, with farmers receiving an average of Ksh 41.27 per kilo of green leaf delivered.

› continued on Page 3

Investing in Sustainable Tea Business



Simon Hotchkins (right), Head of Sustainability at Taylors of Harrogate (ToH) is assisted to plant a tree by Stephen Macharia, KTDA Region 4 Operations Manager and a pupil from Baitigitu Primary School during a tree planting exercise in Imenti on 30/4/2019. KTDA Foundation, TIST and ToH have partnered in carbon neutral project that targets to plant more than 500,000 trees by November 2019.



Fertiliser distribution complete, application ongoing PG.2



KTDA to set up green tea factory in Kirinyaga PG.3



Works on KTDA's logistics centre in Embakasi begin PG. 4



Editor
Egadwa Mudoga

Writers
Benuel Bosire
Kiarie Njoroge

KTDA (Holding) Ltd
Moi Avenue - Nairobi
P.O. Box 30213-00100
Tel: 020 3227000
Email: gnjoroge@ktdateas.com



In the 2017/18 financial year tea farmers earned record revenues on the back of improved rainfall.

The year ended June 2019 has however been subdued owing to a dip in

prices occasioned by global oversupply and economic/political crises in our main markets.

In this edition, we highlight the performance of the 2018/2019 financial year that was characterised by a drop in prices and an increase in production volumes. We explain how this affected payments to farmers. We also highlight a number of projects that factories and KTDA are undertaking to improve income and reduce production costs for the benefit of farmers

The Chai Bulletin team also had a chat with the East Africa Tea Trade Association Managing Director who explains how the tea auction system works, including the factors that determine price movements and how the sector can be improved.

We look forward to improved performance as we close the financial year. Enjoy your reading.

Ndiga Kithae
Group Head of Corporate Affairs



KTDA absorbs 50 management trainees to bolster talent pool

The trainees, selected from a pool of over 3,000 applicants, all of whom are recent university graduates, were deployed to various factories across the country for a one-year training programme starting 1st August 2019, after which they will be absorbed

into the factories' management team.

The new team is also expected to fill the gaps occasioned by factory expansions and cater for natural attrition within the firm's human resource. This will ensure transfer of critical skills from more experienced staff and guarantee smooth continuity in the running of the factories' operations for the farmers' benefit.

The new trainees will be taken through the technical aspects of processing tea as well as managing diverse issues in the tea value chain including stakeholder relationships, finance, human resources and agronomy.

The trainees were recruited through a rigorous process that included online assessments and interviews.

Kenya Tea Development Agency Management Services (KTDA-MS) has hired 50 management trainees as the company seeks to train more talent for its expanding factory management portfolio and enhance business continuity across its operations.

KTDA manages 69 tea factories countrywide on behalf of smallholder tea farmers. This is a significant increase from 45 factories in 2000 when KTDA was privatised, which is indicative of the robust growth the sub-sector has experienced.

Fertiliser distribution complete, application ongoing

The distribution of recently imported NPK fertiliser is now complete with smallholder tea farmers currently applying to their farms ahead of the short rains.

KTDA imported 95,000 metric tonnes of the input on behalf of over 600,000 smallholder tea farmers in the country.

KTDA (Holdings) Chief Executive Officer Mr. Lerionka Tiampati said fertiliser is an essential ingredient for boosting tea production as it replaces soil nutrients used in the farms.

"Application of fertiliser to tea bushes at the outset of short rains is necessary to ensure consistent high quality and quantity of green leaf," Mr. Tiampati said.

Procurement of fertilizer in bulk has enabled KTDA-affiliated farmers to access the key input at significantly lower prices below market rates as Agency leverages on economies of scale. The price per bag is usually determined by the cost of the input itself and other associated costs such as import duties, port charges, handling, warehousing and transport costs.



KTDA Group Head of Corporate Affairs Ndiga Kithae (left) and Head of Field Services and Agriculture Kanja Thuku inspect a bag of fertilizer at the Mombasa Port

The quantity of fertilizer a tea farmer gets is dependent on the number of tea bushes owned. On average, a 50kg bag of fertilizer is applied to 700 bushes at the onset of short rains.

The fertilizer is tested for quality and safety by Kenya Bureau of Standards through pre-shipment inspection agents at the source, manufacturing process and at the Mombasa port.

(See Page 6 for fertilizer prices)

continued from Page 1

KTDA-managed factories are facing challenges such as high costs of energy and labour. The factories are also grappling with other challenges like tea hawking that has led to a reduction in the amount of green leaf available to some factories, thereby adversely affecting their operating capacity, and quality of leaf available for processing.


To reduce the rising costs of production, factories are investing in small hydropower stations (SHPs) to deliver affordable and reliable power supply to factories. Some of the SHPs that have been completed and are generating electricity include Imenti, Gura, Chania and North Mathioya. The factories have also automated factory processes and established wood plantations that are expected to be a long term source of wood fuel for factories.

Besides investments in SHPs, KTDA has also invested in other enterprises along the value chain to unlock and generate as much value as possible for the benefit of the farmer. These include Chai Trading, Ketepa, Temec,

Majani Insurance Brokers and Green land Fedha. KTDA has also set up a Foundation to undertake social investments on behalf of the group focusing on education, environment, economic empowerment and health.

A number of factories have also ventured into orthodox tea manufacture in a move to reduce reliance on Black CTC tea. The strategy is aimed at diversifying markets for tea farmers. Currently, Kangaita, Michimikuru, Itumbe, Imenti, Kiru, Thumaita and Gitugi tea factories are manufacturing orthodox teas and a few others are installing the orthodox lines including Kimunye, Chinga, Kagwe and Matunwa. The main markets for orthodox teas are Russia, Germany, USA, United Arab Emirates, Taiwan, Turkey, Iran, The Czech Republic, Kazakhstan and Canada.

Tea quality remains the smallholders' competitive advantage in the international markets. To this end, factories have put in place farmers field schools to train their farmers on tea crop husbandry, income stream diversification, safe use of chemicals and



environmental conservation. Since inception in 2006, 105,000 farmers have graduated from 4300 such schools. Currently there are 400 schools running with about 10,000 farmers enrolled.

Kenya is the leading exporter of black CTC teas in the world accounting for about 23 percent of the global exports with KTDA accounting for about 13 percent.

KTDA setting up specialty green tea factory in Kirinyaga



KTDA Holdings CEO Lerionka Tiampati (left), interim Tea Directorate head Anthony Muriithi and Kenji Aizono from JICA during the signing of an agreement for construction of a green tea factory in Kirinyaga County.

The Kenya Tea Development Agency (KTDA) is setting up a specialty green tea processing plant in Kirinyaga County as part of plans to diversify from Black CTC tea and improve earnings.

The Kangaita Farm Tea Factory is funded by KTDA and Japan International Cooperation Agency (JICA) and will be producing Japanese style (steamed) green tea.

The factory is expected to process about 103,000 kilos of green tea in the first four years with the output rising to 346,000 kilos in the fifth year.

“The proposed stand-alone Kangaita Farm factory project is part of the broader tea value addition initiative by KTDA aimed at minimising overreliance on production of Black CTC teas,” KTDA CEO Lerionka Tiampati said.

The new factory will receive green leaf from the 600-acre KTDA-owned Kangaita Farm. Currently, green leaf plucked from the farm is processed at Kangaita Tea Factory. The farm is looking to invest in ride-on tea plucking machines as it moves to deploy technology to boost efficiency.

“We are looking forward to successful implementation of this project which will boost KTDA’s tea production mix and further open up more markets for Kenyan tea,” interim Tea Directorate head Anthony Muriithi said.

A number of KTDA-managed factories are currently installing orthodox tea processing lines alongside their traditional Black CTC production lines as the diversification strategy gathers momentum. Kiru, Thumaita and Imenti tea factories have this year started producing orthodox teas joining earlier pace setters Kangaita, Itumbe and Michimikuru. Three other factories- Kimunye, Chinga and Gitugi- are currently installing orthodox lines.

Orthodox teas will provide an opportunity to venture to new markets as well as cushion smallholder tea farmers from volatility in the Black CTC market.

Orthodox teas are whole leaf teas processed using a delicate method of gradually rolling and drying green leaf into smaller sizes of different twists and styles. This is unlike Black CTC tea where the leaf is cut into fine granules using CTC set of rollers. There is a broad range of orthodox teas including black orthodox, green tea, purple tea, green CTC, oolong, premium white tea and white tea. Kenyan-made orthodox teas are mainly sold in Iran, Germany, Russia and United Arab Emirates.

Works on KTDA's logistics centre in Embakasi begin



Senior KTDA management, led by Group CEO, Lerionka Tiampati, and Arcon Works Limited Managing Director Joseph Maina (4th From Right), inspect the architectural plans for the proposed Chai Logistics Centre that is being constructed adjacent to the Inland Container Depot - Nairobi, along Mombasa road.

KTDA Holdings has commenced construction of a 500,000 square foot logistics centre near the Inland Container Depot (ICD) in Nairobi that will offer world-class services in tea warehousing, vehicles and containers yarding.

The centre which will sit on a 20-acre piece of land is expected to handle Mombasa-bound teas from KTDA-managed factories as well as private cargo shipped in through the Standard Gauge Railway (SGR).

Currently, processed tea from tea factories is transported to Mombasa by trucks and stored in warehouses while awaiting shipment to target destinations.

The logistics centre will add to KTDA's mix of ventures and will be key in generating extra income for tea farmers from the many business outfits such as vehicle yards, office renting, containerization among other services that will be offered.

The centre will have seven warehouses, each measuring 25,800 sq. ft and 12 metres high;

two ultra-modern vehicle yards; a container yard; elegant office blocks and modern vehicle workshops.

The centre will be built in two phases with phase one already underway and expected to be completed in December 2019. During this period, one warehouse and container yard, two vehicle yards and several office blocks will be built. Phase two will see the construction of six other warehouses, including feeder roads that will facilitate smooth operations at the centre.

5.6MW North Mathioya hydropower plant switched on

Four tea factories in Murang'a County are set to enjoy more reliable and competitively priced power supply after KTDA Power switched on the 5.6MW North Mathioya power plant.

4

Number of factories to receive power from North Mathioya SHP

The plant will supply power to four KTDA-managed factories: Kiru, Githambo, Gatunguru and Kanyenyaini.

The station is the fourth completed power plant in the power firm's portfolio, after Gura, Imenti and Chania small hydropower

plants in Nyeri, Meru and Kiambu counties respectively. Other plants at advanced stages of completion include South Mara, Iraru, Nyambunde in Tharaka Nithi, Meru and Kisii counties respectively.

KTDA Power, the electricity generation subsidiary of KTDA Holdings, continues the journey on renewable energy by investing in alternative power projects that reduce energy costs in KTDA-managed factories and generate revenue through sale of surplus power to the national grid.

The company is also exploring solar power generation and has recently concluded feasibility studies on solar power generation capabilities in 30 tea factories.



Tebesonik Tea Factory commences operations

Tebesonik Tea Factory in Kericho County has commenced operations, offering a major boost in the area's tea production capacity and efficiency.

The new facility which is a satellite of Kapkatet Tea Factory becomes the 69th KTDA-managed factory as smallholder tea farmers continue to invest in expanding production capacity to cope with increased tea output.

Tebesonik is expected to ease congestion at Kapkatet leading to a reduction in greenleaf losses and improving efficiency and quality of tea at the two factories.

The factory is designed with three production lines but will initially run two production lines for black CTC (crush, tear, curl) tea with

a processing capacity of 10 million kilos. The third line will be introduced later on a need basis.

The factory has been equipped with modern equipment and machinery to boost efficiency and reduce running costs.

It is expected to boost the economy of the area through supporting small businesses that will supply goods and services, as well as employing locals who will support factory operations.

Ragati Tea Factory which was set up in 1957 in Nyeri County was the first of the

now 69 KTDA-managed factories.

KTDA has been working with factory companies on expanding capacity to cater for increased crop production.



KETEPA releases new varieties of infusions

Kenya's premier tea packer, Ketepa, has introduced five new varieties of tea under the "Ketepa Pride" brand, to meet the ever-changing taste and preference of tea drinkers.

Targeted at the youth, the new the new varieties - Sleep Easy, Digestive Tea, Immunita, Heart Chai and Vitalitea add on to the wide array of flavoured Ketepa teas that are already in the market.

"Our product innovations are driven by the changing consumer taste and preference. The new products are trendy and customized for personal styles especially among the youth," Ketepa MD Mr Albert Otochi said.

"We also want to encourage more consumption of tea among our youth, who, according to statistics, prefer other beverages other than tea. We want to make tea cool again," he added.

The new varieties come in the form of herbal infusions that promise to treat the drinker's taste buds with scintillating flavors, for an irresistible feel-good effect. Vilalitea, for instance, is prepared from a variety of forest berries including blackberry, blueberry, cherry and strawberry, and promises to instantly lift the drinker's mood.

Kenya consumes about 5 percent of the total tea produced in the country with 95 percent being exported. As a traditional beverage, tea faces stiff competition from other beverages such as coffee and cocoa.

Ketepa hopes to boost its revenues with the new products, while further increasing its market share on the country. Other household Ketepa tea brands include Fahari ya Kenya, Safari Pure, Ketepa Pride black tea and flavoured teas and Maisha purified drinking water.



Managing Director Albert Otochi showcasing KETEPA's New Orthodox and Purple teas during a media tour of the firm's factory in Kericho on Thursday, 7th November, 2019. The firm is banking on new products such as flavoured teas and infusions that target the youth.

KTDA launches smart card with eye on efficiency



KTDA has launched a smart card for farmers to curb theft and weight falsification as it promotes efficiency in its managed factories.

The smart card is part of the ongoing innovations dubbed "Electronic Weighing

Solutions Phase 2 (EWS Phase 2). It provides growers and the factory with a secure way of storing data when used at the buying centre. Using the card, a farmer is able to capture/record the exact weight of tea delivered at the buying centre, as well as total weight of tea delivered on a daily and monthly basis.

The card is connected to secure servers at the factory which safely store each farmer's data on tea weights, which ensures that farmers are paid for the exact volumes of tea delivered. Data is also transmitted faster and more securely, which improves efficiency.

The chip-enabled card stores a farmer's name, grower number and the buying centre which the farmer delivers tea.

A farmer is required to produce the card when weighing tea. A receiving clerk will then swipe the card to capture and store data and then give the farmer a printed receipt. Upon subscription, a farmer will get an instant text message confirming the volumes of tea delivered.

The card is an improvement from the current system as it reduces the time taken to weigh green leaf at the buying center. It also avoids instances where data may be wrongly entered into the account of a different farmer.

A farmer can make inquiries about their account from anywhere using their phone without necessarily visiting the factory.




2019 FERTILIZER PRICES FOR SMALLHOLDER TEA FARMERS



COUNTY / FACTORIES IN COUNTY	COST PER 50KG BAG (KSHS) 2019	NUMBER OF 50KG BAGS	NUMBER OF GROWERS	AREA UNDER TEA (HA)
1. BOMET COUNTY				
KAPKOROS/TIRGAGA / OLENGURUONE* / MOTIGO	2,007	125,001	38,018	8,306
KAPSET/ROROK	2,019	48,524	14,329	4,355
MOGOGOSIEK/KOBEL/BOITO	2,011	83,398	29,348	6,922
SUB-TOTAL	2,012	256,923	81,695	19,583
2. EMBU COUNTY				
KATHANGARIRI	1,974	17,804	8,394	1,130
MUNGANIA	1,973	21,500	9,486	1,727
RIKURIRI	1,975	21,568	10,041	1,635
SUB-TOTAL	1,974	60,872	27,921	4,492
3. KERICHO COUNTY				
KAPKATEI/TEBESONIK	2,030	54,625	16,630	3,467
LITEIN/CHELAL	2,018	51,025	16,926	3,685
MOMUL	2,023	50,314	12,538	2,273
TEGAT/TOROR	2,024	63,956	23,562	6,284
SUB-TOTAL	2,023	219,920	69,656	15,709
4. KIAMBU COUNTY				
GACHEGE	1,950	18,000	2,578	1,202
KAGWE	1,938	22,420	6,820	2,004
KAMBAA	1,941	20,767	4,788	1,506
MATAARA	1,953	18,770	6,286	1,171
THETA/NNDARUGU	1,945	31,520	8,458	2,387
SUB-TOTAL	1,945	111,477	28,930	8,270
5. KIRINYAGA COUNTY				
KANGAITA	1,962	13,941	7,035	1,271
KIMUNYE	1,974	21,810	9,100	1,546
MUNUNGA	1,973	30,762	9,501	1,758
NDIMA	1,970	25,669	8,823	1,361
THUMAITA	1,971	28,892	11,185	1,547
SUB-TOTAL	1,970	121,074	45,644	7,484
6. KISII COUNTY				
KIAMOKAMA/RIANYAMWAMU	2,029	33,111	21,857	2,762
NYAMACHE/ITUMBE	2,036	40,044	26,391	3,687
OGEMBO/EBEREGE	2,040	37,630	23,659	3,403
SUB-TOTAL	2,035	110,785	71,907	9,852
7. MERU COUNTY				
GITHONGO	2,002	18,138	5,060	1,072
IMENTI	1,997	23,500	6,002	1,672
KIEGOI/IGEMBE	2,028	28,855	10,662	1,840
KINORO	1,996	33,000	9,120	2,003
KIONYO	1,999	35,500	9,513	2,344
MICHIMIKURU	2,034	36,270	9,839	2,238
SUB-TOTAL	2,009	175,263	50,196	11,170
8. MURANG'A COUNTY				
GACHARAGE	1,953	16,800	5,451	1,238
GATUNGURU	1,966	23,830	8,253	1,573
GITHAMBO	1,960	25,900	9,523	1,928
IKUMBI	1,954	23,617	7,001	1,498
KANYENYAINI	1,960	22,360	9,416	1,701
KIRU	1,966	24,995	7,685	1,558
MAKOMBOKI	1,955	31,537	6,436	2,199
NDUTI	1,949	14,777	5,899	1,210
NGERE	1,953	35,728	8,532	2,657
NJUNU	1,946	15,000	4,498	1,201
SUB-TOTAL	1,956	234,544	72,694	16,762
9. NANDI COUNTY				
CHEBUT/KAPTUMO	2,043	89,124	12,139	6,503
SUB-TOTAL	2,043	89,124	12,139	6,503
10. NYAMIRA COUNTY				
GIANCHORE	2,047	24,677	14,268	1,841
KEBIRIGO	2,030	25,535	15,125	1,961
NYANKOBA	2,022	24,483	17,673	1,897
NYANSIONGO	2,020	33,940	12,824	2,725
SANGANYI	2,030	36,787	17,986	3,062
TOMBE	2,055	24,500	21,854	2,871
SUB-TOTAL	2,034	169,922	99,730	14,358
11. NYERI COUNTY				
CHINGA	1,965	19,000	7,442	1,536
GATHUTHI	1,983	23,000	8,095	1,485
GITUGI	1,973	22,025	5,835	1,026
IRIAINI	1,964	14,000	6,428	1,124
RAGATI	1,970	18,695	7,485	1,388
SUB-TOTAL	1,971	96,720	35,285	6,560
12. THARAKA NITHI COUNTY				
WERU	1,984	26,139	9,702	1,692
SUB-TOTAL	1,984	26,139	9,702	1,692
13. TRANS NZOIA COUNTY				
KAPSARA	2,074	12,751	1,911	799
SUB-TOTAL	2,074	12,751	1,911	799
14. VIHIGA / KAKAMEGA COUNTIES				
MUDETE	2,048	28,196	12,227	1,902
SUB-TOTAL	2,048	28,196	12,227	1,902
GRAND TOTAL		1,713,710	619,637	125,135
AVERAGE PRICE PER 50KG BAG	1,996			

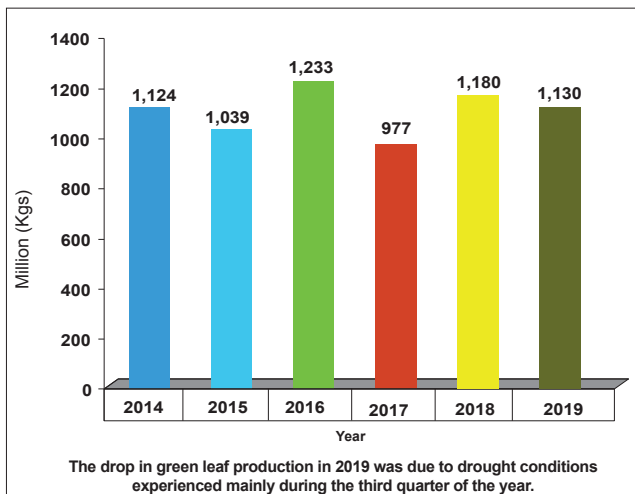
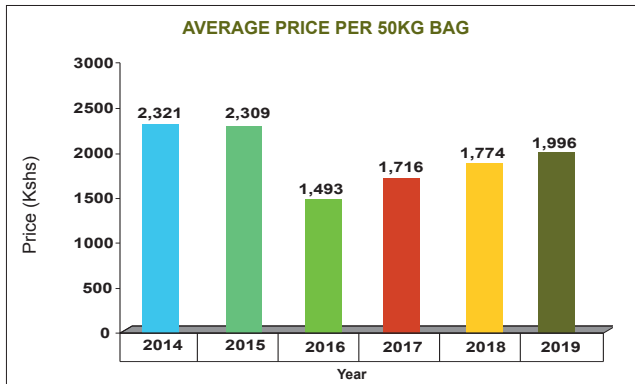
* OLENGURUONE IS IN NAKURU COUNTY

RELATED COMPANIES



Global Leader in Quality Teas

www.ktdateas.com



HIGHLIGHTS

- KTDA Management Services Ltd imported 95,937 metric tonnes (1,918,734 bags) of NPK 26:5:5 fertilizer valued at Kshs. 3.822 Billion on behalf of 619,637 small-scale tea farmers and some multinational companies. The fertilizer has been distributed through the 69 KTDA-managed tea factories in Kenya.
- This year the cost of a 50kg bag is Kshs 1.996 on average compared to Kshs. 1,774 last year. The increase in fertilizer prices in 2019 compared to 2018 is attributable to a global increase in demand for fertilizer and increase in crude oil prices. The USD exchange rate is Kshs 104 in the year 2019 compared to Kshs 101 in 2018.
- The current market price of similar fertilizer is Ksh 2,800 per bag which is 40% higher than KTDA average price.
- The price includes C&F Mombasa, clearing, forwarding, handling and port charges. Individual factory prices are also affected by local transport charges which are dependent on the distance of the factory from the port of Mombasa.
- KTDA Management Services Ltd purchases the fertilizer under the KTDA Fertilizer Credit Scheme. Farmers make repayments in easy monthly instalments.
- Fertilizer application improves tea yield and leaf quality.





Pictorial

BIG WIN: Chai Trading Company Limited (CTCL) Managing Director Dr Charles Mbui (centre) and Business Development Manager Michael Mwakio (left) receive one of two awards won at the inaugural Kenya Exporter of the Year Awards from KAM Vice Chairman, Mr. Mucai Kuniya. CTCL - a subsidiary of KTDA Holdings- emerged top in the Excellence Based Award in ICT and E-Commerce Adoption, and 2nd Runner Up Overall Winner in the ceremony held on July 15 at the KICC. The awards solidify KTDA's position as a leading exporter of world class Kenyan teas on behalf of smallholder tea farmers. CTCL provides integrated solutions in logistics, clearing and forwarding, shipping, warehousing and distribution services for all teas grown by smallholder farmers affiliated to KTDA. It is also a leading tea buyer at the Mombasa Tea Auction. Dividends from this subsidiary are paid back to tea factory companies for onward payment to farmers as second payment.



Mentorship Programme 2019: KTDA(H) Chairman, Mr. Peter Kanyago, KTDA(H) CEO, Mr. Lerionka Tiampati (partly hidden) and KTDA Foundation Trustee Dr. Bertha Kaimenyi (second left) listening to Brian Karara Maina (second right) a student from Nyeri High School who was demonstrating how a robotic machine can work in tea factories to improve operational efficiencies, during the KTDA Foundation's mentorship week. Together with them are students sponsored by KTDA Foundation.



KTDA team, led by the Operations Director, Alfred Njagi, with the trophy won by Kiru Tea Factory at the Energy Management Awards held on 12th April, 2019. Kiru emerged top in the Fuel Savings category. The factory has been recognized for its work in conservation of fuel, which has resulted in reduced energy cost



Governor Visit

Nakuru governor HE Lee Kinyanjui listens to factory manager Emilio Nyaga explains the different types of teas produced at Olenguruone Tea Factory. Looking on is Nakuru Deputy Governor Dr Eric Korir (right of the governor) and Margaret Gachinga, KTDA Regional Operations Manager (left of the governor). The governor was on a familiarisation tour of the factory and pledged the county government's support to promoting the tea sector in the area.

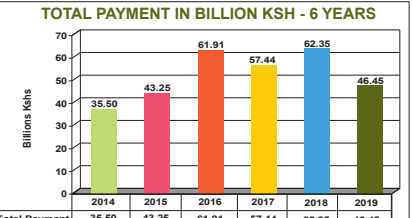
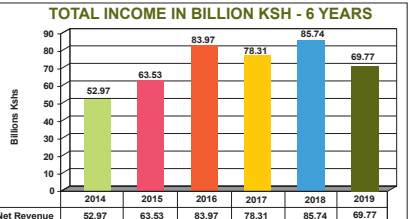
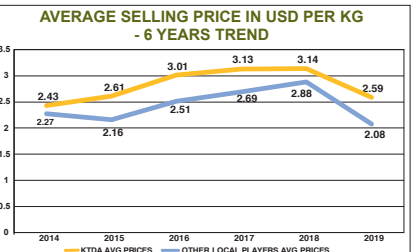
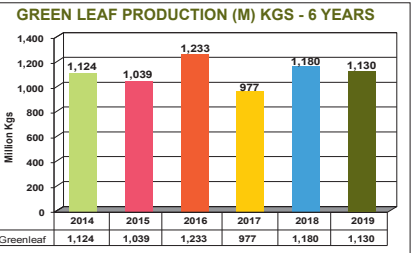


TEA GROWERS PAYMENT

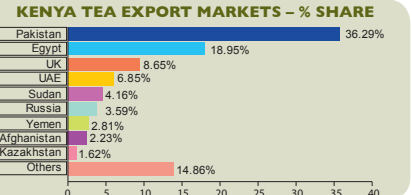
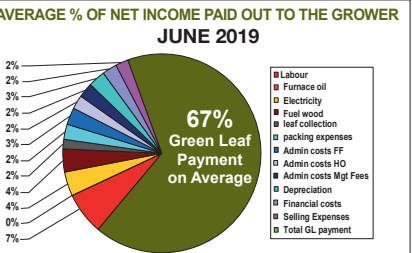
JUNE 2019 FINANCIAL YEAR

COUNTY / FACTORIES IN COUNTY	NUMBER OF GROWERS	AREA UNDER TEA (HA)	MADE TEA PRODUCED ('000' KGS) JUNE 2019	NET REVENUE (KSHS MILLIONS) JUNE 2019	TOTAL PAYMENT TO GROWERS (KSHS MILLIONS) JUNE 2019
1. BOMET COUNTY					
KAPKOROS/TIRGAGA/ OLENGURUONE*/MOTIGO	38,018	8,306	19,673	4,541	2,953
KAPSET/ROROK	14,329	4,355	7,793	1,724	1,053
MOGOGOSIEK/KOBEL/BOITO	29,348	6,922	15,209	3,358	2,147
SUB-TOTAL	81,695	19,583	42,675	9,623	6,153
2. EMBU COUNTY					
KATHANGARIRI	8,394	1,130	3,117	956	677
MUNGANIA	9,486	1,727	4,552	1,342	962
RUKURIRI	10,041	1,635	4,824	1,454	1,070
SUB-TOTAL	27,921	4,492	12,493	3,751	2,709
3. KERICHIO COUNTY					
KAPKATET/TEBESONIK	16,630	3,467	6,633	1,526	915
LITEIN/CHELAL	16,926	3,685	7,352	1,640	949
MOMUL	12,538	2,273	5,458	1,431	1,016
TEGAT/TOROR	23,562	6,284	7,207	1,624	944
SUB-TOTAL	69,656	15,709	26,650	6,222	3,824
4. KIAMBU COUNTY					
GACHEGE	2,578	1,202	3,305	877	597
KAGWE	6,820	2,004	4,955	1,396	988
KAMBAA	4,788	1,506	3,512	999	674
MATAARA	6,286	1,171	3,156	865	591
THETA/NDARUGU	8,458	2,387	6,084	1,676	1,126
SUB-TOTAL	28,930	8,270	21,013	5,813	3,976
5. KIRINYAGA COUNTY					
KANGAITA	7,035	1,271	4,314	1,289	916
KIMUNYE	9,100	1,546	4,605	1,376	975
MUNUNGA	9,501	1,758	4,822	1,487	1,056
NDIMA	8,823	1,361	4,317	1,237	869
THUMAITA	11,185	1,547	4,624	1,309	921
SUB-TOTAL	45,644	7,484	22,682	6,697	4,737
6. KISII COUNTY					
KIAMOKAMA/RIANYAMWAMU	21,857	2,762	4,716	1,059	562
NYAMACHE/ITUMBE	26,391	3,687	5,671	1,275	727
OEMBO/EBEREGE	23,659	3,403	4,610	1,035	563
SUB-TOTAL	71,907	9,852	14,997	3,369	1,852
7. MERU COUNTY					
GITHONGO	5,060	1,072	3,987	1,181	848
IMENTI	6,002	1,672	5,289	1,618	1,165
KIEGOI/EMBE	10,662	1,840	4,784	1,341	885
KINORO	9,120	2,003	5,414	1,545	1,092
KIONYO	9,513	2,344	5,084	1,444	1,020
MICHIMIKURU	9,839	2,238	4,949	1,248	907
SUB-TOTAL	50,196	11,170	29,506	8,376	5,917
8. MURANG'A COUNTY					
GACHARAGE	5,451	1,238	3,430	1,032	718
GATUNGURU	8,253	1,573	4,149	1,164	790
GITHAMBO	9,523	1,928	4,147	1,112	759
IKUMBI	7,001	1,498	4,309	1,219	875
KANYENYAINI	9,416	1,701	4,228	1,132	759
KIRU	7,685	1,558	4,376	1,218	816
MAKOMBOKI	6,436	2,199	5,767	1,632	1,173
NDUTI	5,899	1,210	3,379	940	651
NGERE	8,532	2,657	6,707	1,912	1,409
NJUNU	4,498	1,201	3,357	973	689
SUB-TOTAL	72,694	16,762	43,849	12,335	8,638
9. NANDI COUNTY					
CHEBUT/KAPTUMO	12,139	6,503	8,033	1,714	1,123
SUB-TOTAL	12,139	6,503	8,033	1,714	1,123
10. NYAMIRA COUNTY					
GIANCHORE	14,268	1,841	3,064	715	432
KEBIRIGO	15,125	1,961	3,230	735	421
NYANKOBA	17,673	1,897	2,934	721	436
NYANSIONGO	12,824	2,725	3,975	958	609
SANGANYI	17,986	3,062	3,398	838	519
TOMBE	21,854	2,871	3,677	829	473
SUB-TOTAL	99,730	14,358	20,277	4,795	2,889
11. NYERI COUNTY					
CHINGA	7,442	1,536	3,642	1,026	706
GATHUTHI	8,095	1,485	3,143	976	644
GITUGI	5,835	1,026	2,575	798	532
IRIAINI	6,428	1,124	3,058	853	557
RAGATI	7,485	1,388	3,484	979	649
SUB-TOTAL	35,285	6,560	15,903	4,632	3,089
12. THARAKA NITHI COUNTY					
WERU	9,702	1,692	4,543	1,266	894
SUB-TOTAL	9,702	1,692	4,543	1,266	894
13. TRANS NZOIA COUNTY					
KAPSARA	1,911	799	1,611	352	171
SUB-TOTAL	1,911	799	1,611	352	171
14. VIHIGA / KAKAMEGA COUNTIES					
MUDETE	12,227	1,902	3,775	828	502
SUB-TOTAL	12,227	1,902	3,775	828	502
GRAND TOTAL	619,637	125,135	268,008	69,774	46,475


* OLENGURUONE IS IN NAKURU COUNTY



In the last 6 years total cumulative payments to the farmers is Ksh 306.90 Billion.



RELATED COMPANIES



Global Leader in Quality Teas

www.ktdateas.com



Kenya Tea Development Agency Holdings Ltd



www.ktdateas.com



@ktdatea